


# HOLD YOUR CRAYON CORRECTLY

RIGHT  
HANDED




©ToolsToGrow®

1. Hold the crayon with your thumb and index finger.
2. Thumb and index finger point toward tip of crayon.
3. Crayon rests on side of middle finger.
4. Last 2 fingers curl into palm.

# HOLD YOUR CRAYON CORRECTLY

≡  
RIGHT  
HANDED




©ToolsToGrow®

1. Hold the crayon with your thumb and index finger.
2. Thumb and index finger point toward tip of crayon.
3. Crayon rests on side of middle finger.
4. Last 2 fingers curl into palm.

HOLD YOUR  
**CRAYON**  
CORRECTLY

≡  
RIGHT  
HANDED



©ToolsToGrow®

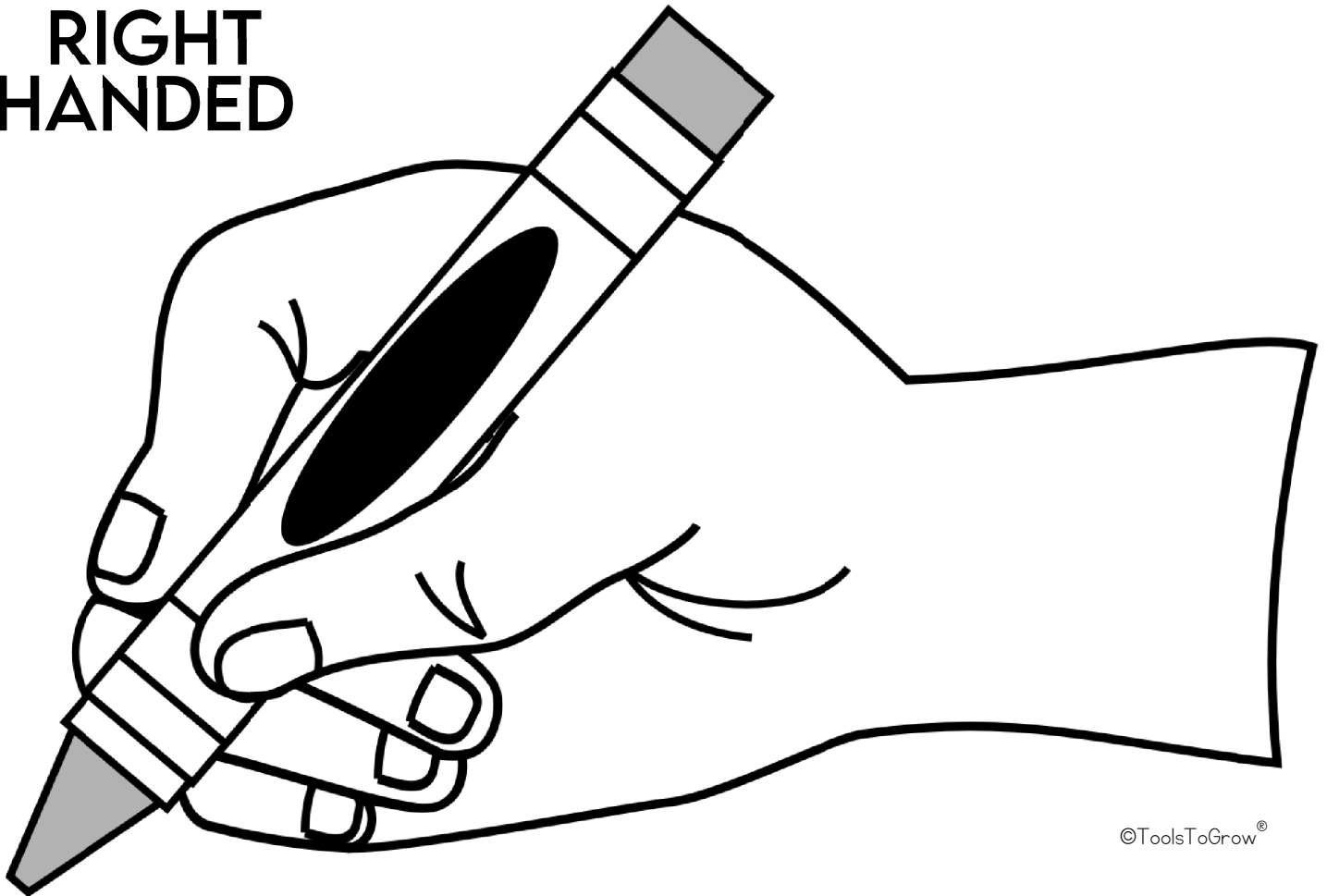
1. Hold the crayon with your thumb and index finger.
2. Thumb and index finger point toward tip of crayon.
3. Crayon rests on side of middle finger.
4. Last 2 fingers curl into palm.

# HOLD YOUR CRAYON



# CORRECTLY

**RIGHT  
HANDED**




©ToolsToGrow®

1. Hold the crayon with your thumb and index finger.
2. Thumb and index finger point toward tip of crayon.
3. Crayon rests on side of middle finger.
4. Last 2 fingers curl into palm.

# HOLD YOUR CRAYON CORRECTLY

≡≡≡  
LEFT  
HANDED




©ToolsToGrow®

1. Hold the crayon with your thumb and index finger.
2. Thumb and index finger point toward tip of crayon.
3. Crayon rests on side of middle finger.
4. Last 2 fingers curl into palm.

# HOLD YOUR CRAYON CORRECTLY

≡  
LEFT  
HANDED




©ToolsToGrow®

1. Hold the crayon with your thumb and index finger.
2. Thumb and index finger point toward tip of crayon.
3. Crayon rests on side of middle finger.
4. Last 2 fingers curl into palm.

# HOLD YOUR CRAYON CORRECTLY

≡  
LEFT  
HANDED



©ToolsToGrow®

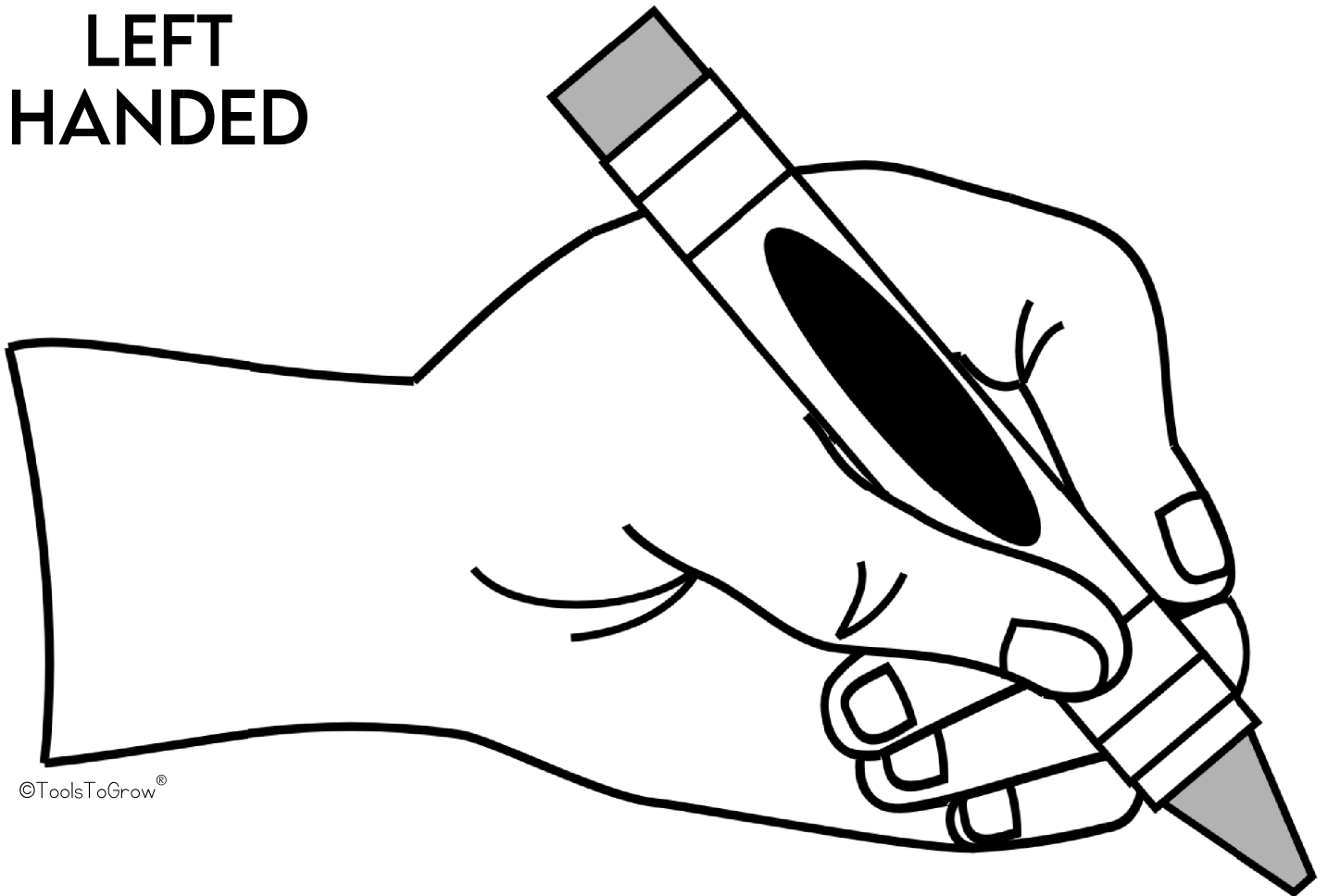
1. Hold the crayon with your thumb and index finger.
2. Thumb and index finger point toward tip of crayon.
3. Crayon rests on side of middle finger.
4. Last 2 fingers curl into palm.

# HOLD YOUR CRAYON



## CORRECTLY

**LEFT  
HANDED**



©ToolsToGrow®

1. Hold the crayon with your thumb and index finger.
2. Thumb and index finger point toward tip of crayon.
3. Crayon rests on side of middle finger.
4. Last 2 fingers curl into palm.