



# HOLD YOUR PENCIL CORRECTLY

## Right Handed



1. Hold the pencil with your thumb and index finger.
2. Thumb and index finger point toward tip of pencil.
3. Pencil rests on side of middle finger.
4. Last 2 fingers curl into palm.

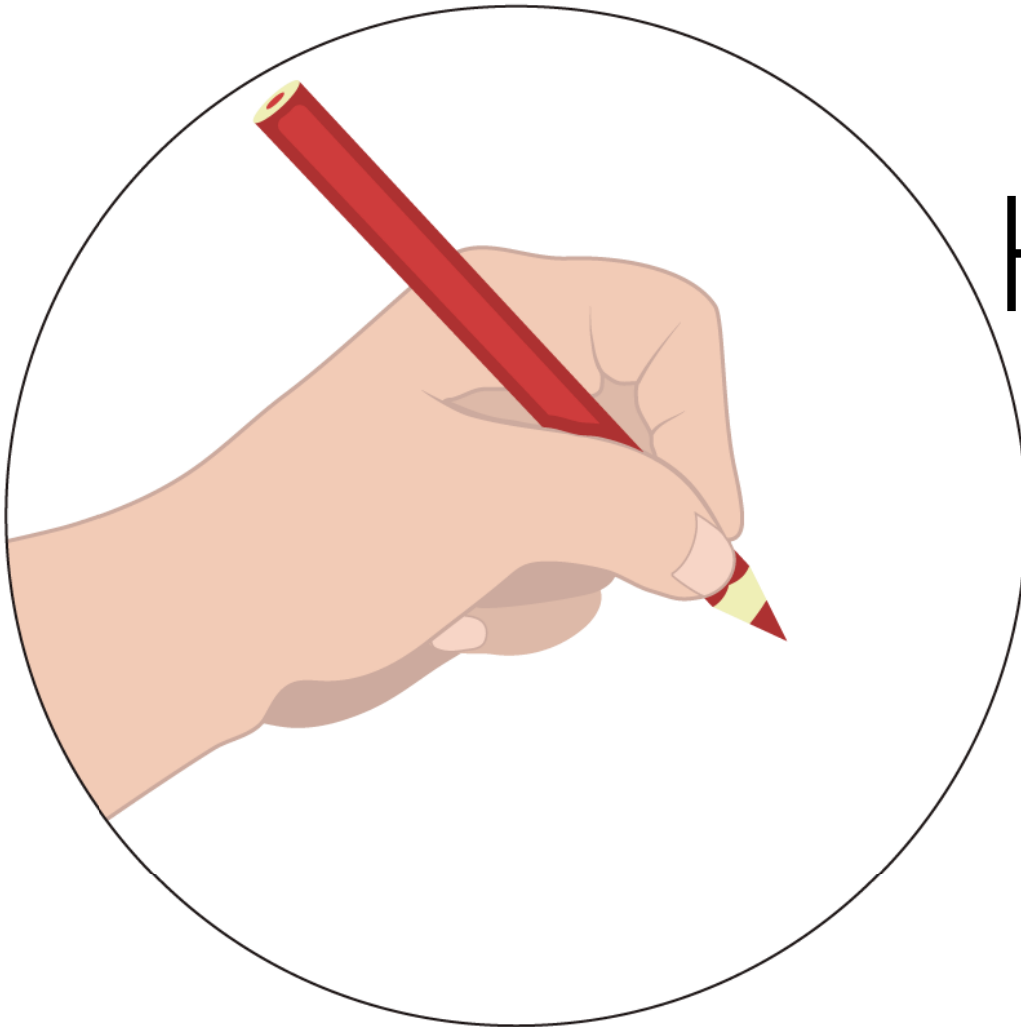
# HOLD YOUR PENCIL CORRECTLY



Right  
Handed

1. Hold the pencil with your thumb and index finger.
2. Thumb and index finger point toward tip of pencil.
3. Pencil rests on side of middle finger.
4. Last 2 fingers curl into palm.


# HOLD YOUR PENCIL CORRECTLY



Left  
Handed

1. Hold the pencil with your thumb and index finger.
2. Thumb and index finger point toward tip of pencil.
3. Pencil rests on side of middle finger.
4. Last 2 fingers curl into palm.

# HOLD YOUR PENCIL CORRECTLY



Left  
Handed

1. Hold the pencil with your thumb and index finger.
2. Thumb and index finger point toward tip of pencil.
3. Pencil rests on side of middle finger.
4. Last 2 fingers curl into palm.